

Snapshot Report

CRG Conservative ETF Model

May 24, 2025



Prepared by:

Andrew Mulindwa, CFA
Cognis Retirement Group
2325 E. Camelback Rd., Ste 400, Suite 100
Phoenix, AZ 85016
480-364-7401
hello@cognisgrp.com
www.cognisgrp.com

CRG Conservative ETF Model

Portfolio Snapshot

Portfolio Value
10,000.00

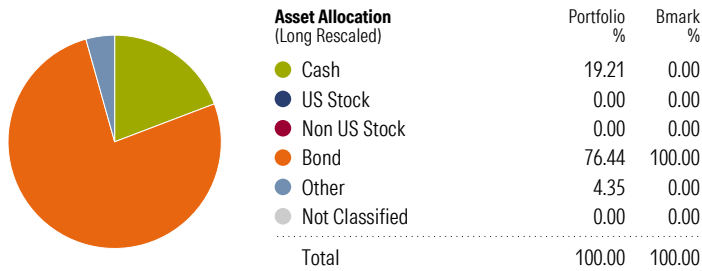
Benchmark
Bloomberg 1-3 Yr US Treasury TR —
USD

Account Number
—

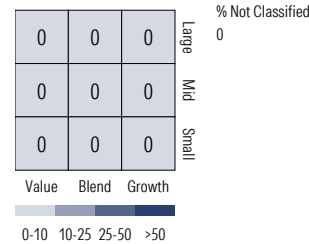
Report Currency
USD

Fee Type
—

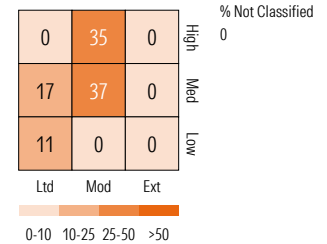
Analysis 03-31-2025



Morningstar Equity Style Box %

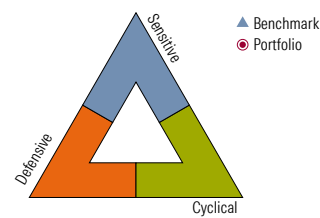


Morningstar Fixed Income Style Box %

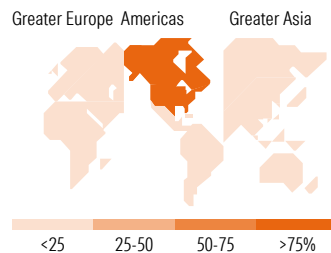


Stock Analysis 03-31-2025

Stock Sectors



World Regions

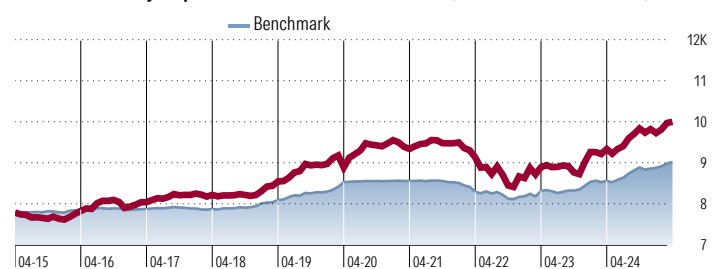


	Portfolio (%)	Bmark (%)
Not Classified	—	—

	Portfolio (%)	Bmark (%)
Greater Europe	16.18	—
United Kingdom	0.00	—
Europe-Developed	16.18	—
Europe-Emerging	0.00	—
Africa/Middle East	0.00	—
Greater Asia	0.00	—
Japan	0.00	—
Australasia	0.00	—
Asia-Developed	0.00	—
Asia-Emerging	0.00	—
Americas	83.82	—
North America	83.82	—
Latin America	0.00	—
Not Classified	0.00	—

Performance 03-31-2025

Investment Activity Graph



Trailing Returns	3 Mo	1 Yr	3 Yr	5 Yr	10 Yr
Portfolio Return	2.83	7.12	3.08	2.39	2.56
Benchmark Return	1.62	5.42	2.84	1.14	1.49
+/- Benchmark Return	1.21	1.70	0.24	1.25	1.07

Best/Worst Time Periods

	Best %	Worst %
3 Months	6.15 (Nov 2023-Jan 2024)	-5.61 (Aug 2022-Oct 2022)
1 Year	12.25 (Oct 2023-Sep 2024)	-11.24 (Nov 2021-Oct 2022)
3 Years	5.74 (Apr 2010-Mar 2013)	-2.47 (Nov 2020-Oct 2023)

Portfolio Yield (03-31-2025) 4.10 %

Performance Disclosure

The performance data quoted represents past performance and does not guarantee future results. The investment return and principal value of an investment will fluctuate thus an investor's shares, when redeemed, may be worth more or less than their original cost. Current performance may be lower or higher than return data quoted herein.

Holdings 03-31-2025

Top 7 holdings out of 7

iShares Core US Aggregate Bond ETF
PIMCO Active Bond ETF
PIMCO Enhanced Short Maturity Active ETF
Default Cash
iShares 0-5 Year High Yield Corp Bd ETF
Vanguard Total International Bond ETF
iShares Gold Trust

Symbol	Type	Holding Value	% Assets
AGG	ETF	2,500	25.00
BOND	ETF	2,000	20.00
MINT	ETF	2,000	20.00
\$CASHEQ\$	CASH	1,000	10.00
SHYG	ETF	1,000	10.00
BNDX	ETF	1,000	10.00
IAU	ETF	500	5.00

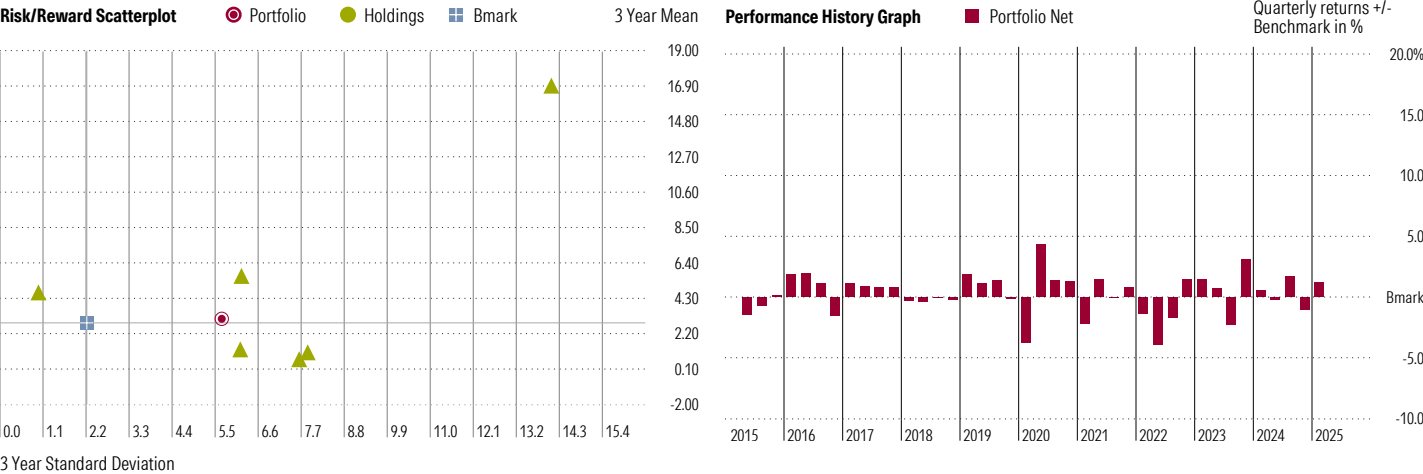
Financial Professionals: This report may not meet all applicable presentation and/or disclosure standards to which you are subject to by a regulator. Review carefully before sharing this report and contact your Compliance team with any questions.

©2025 Morningstar. All Rights Reserved. Unless otherwise provided in a separate agreement, you may use this report only in the country in which its original distributor is based. The information, data, analyses and opinions contained herein (1) include the confidential and proprietary information of Morningstar, (2) may include, or be derived from, account information provided by your financial professional which cannot be verified by Morningstar, (3) may not be copied or redistributed, (4) do not constitute investment advice offered by Morningstar, (5) are provided solely for informational purposes and therefore are not an offer to buy or sell a security, and (6) are not warranted to be correct, complete or accurate. Except as otherwise required by law, Morningstar shall not be responsible for any trading decisions, damages or other losses resulting from, or related to, this information, data, analyses or opinions or their use. Opinions expressed are as of the date written and are subject to change without notice. Investment research is produced and issued by subsidiaries of Morningstar, Inc. including, but not limited to, Morningstar Research Services LLC, registered with and governed by the U.S. Securities and Exchange Commission. This report is supplemental sales literature. If applicable it must be preceded or accompanied by a prospectus, or equivalent, and disclosure statement. Please see important disclosures at the end of this report.

CRG Conservative ETF Model

Portfolio Snapshot	Portfolio Value	Benchmark	Account Number	Report Currency	Fee Type
	10,000.00	Bloomberg 1-3 Yr US Treasury TR — USD	—	USD	—

Risk Analysis 03-31-2025

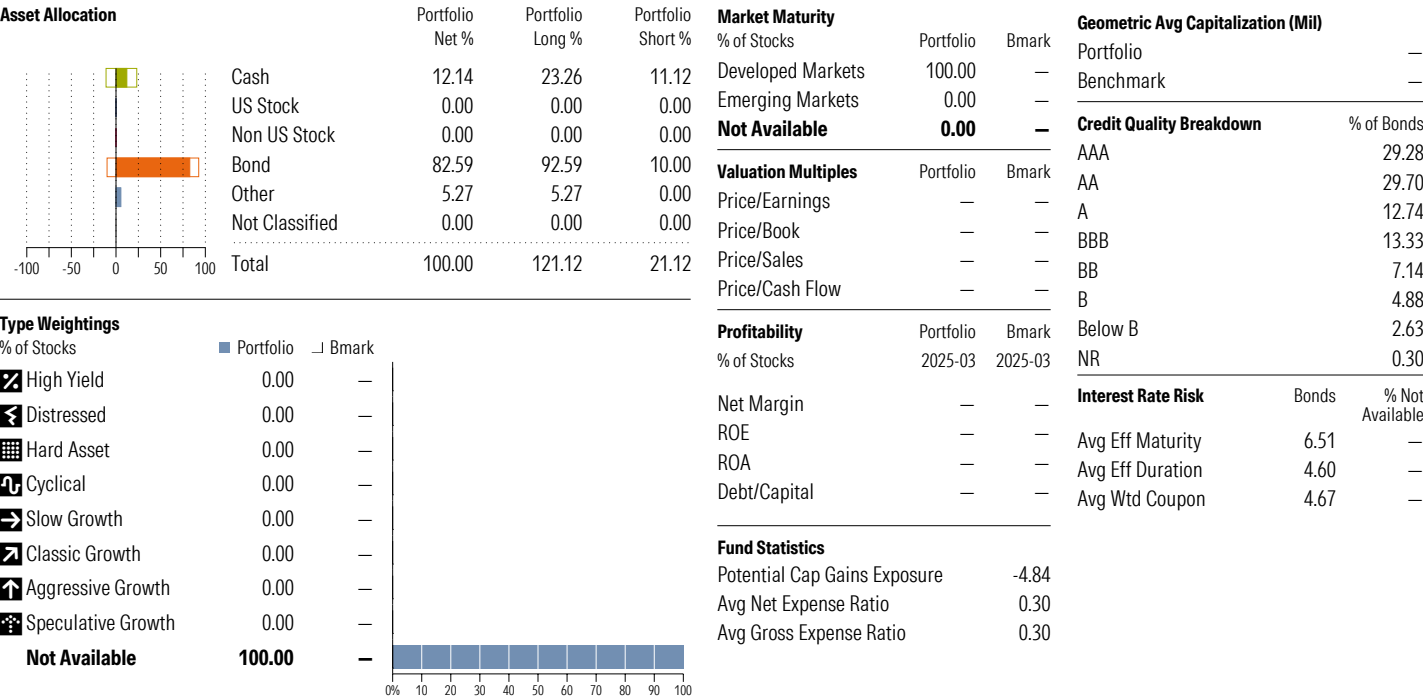


Risk and Return Statistics	3 Yr		5 Yr		10 Yr		MPT Statistics	3 Yr Portfolio		5 Yr Portfolio		10 Yr Portfolio	
	Portfolio	Bmark	Portfolio	Bmark	Portfolio	Bmark							
Standard Deviation	5.67	2.22	4.90	1.95	3.98	1.59	Alpha	2.35		3.17		1.45	
Mean	3.08	2.84	2.39	1.14	2.56	1.49	Beta	2.18		2.14		1.70	
Sharpe Ratio	-0.24	-0.79	-0.06	-0.89	0.17	-0.31	R-Squared	69.93		64.21		43.26	

Performance Disclosure

The performance data quoted represents past performance and does not guarantee future results. The investment return and principal value of an investment will fluctuate thus an investor's shares, when redeemed, may be worth more or less than their original cost. Current performance may be lower or higher than return data quoted herein.

Fundamental Analysis 03-31-2025



CRG Conservative ETF Model

Portfolio Snapshot	Portfolio Value 10,000.00	Benchmark Bloomberg 1-3 Yr US Treasury TR USD	Account Number —	Report Currency USD	Fee Type —
--------------------	------------------------------	---	---------------------	------------------------	---------------

Non-Load Adjusted Returns											
Total 7 holdings as of 03-31-2025	Symbol	Type	Holdings Date	% of Assets	Holding Value	30-day SEC Yield Subsidized	30-day SEC Yield Unsubsidized	1 Yr Ret %	3 Yr Ret %	5 Yr Ret %	10 Yr Ret %
iShares Core US Aggregate Bond ETF	AGG	ETF	05-2025	25.00	2,500	—	—	4.85	0.52	-0.42	1.41
PIMCO Active Bond ETF	BOND	ETF	05-2025	20.00	2,000	—	—	5.84	1.05	0.82	1.72
PIMCO Enhanced Short Maturity Active ETF	MINT	ETF	05-2025	20.00	2,000	—	—	5.39	4.50	3.20	2.28
Default Cash	\$CASHEQ\$	CASH	—	10.00	1,000	—	—	—	—	—	—
iShares 0-5 Year High Yield Corp Bd ETF	SHYG	ETF	05-2025	10.00	1,000	—	—	7.21	5.50	6.91	4.31
Vanguard Total International Bond ETF	BNDX	ETF	04-2025	10.00	1,000	—	—	3.50	1.04	0.17	1.69
iShares Gold Trust	IAU	ETF	04-2025	5.00	500	—	—	40.35	16.98	14.36	9.92